

WELCOME TO

JUNIOR SAILING

AT SANDY BAY SAILING CLUB

Handbook for new
parents and sailors



[sandybaysailingclubtas](https://www.instagram.com/sandybaysailingclubtas)



www.sandybaysailingclub.org.au

TABLE OF CONTENTS

1	Welcome
2	Sailing pathway
7	Club Racing
8	Midweek training
9	Membership
10	Boat Storage
11	Volunteering
20	Committee
21	Coaching Team
22	Basic sailing Rules
23	Gear you need!
24	Club Communications
25	Contacts
26	What a training day at SBSC looks like
27	Sailing glossary

WELCOME


Sandy Bay Sailing Club (SBSC) is a volunteer junior club situated on the picturesque Derwent River in Hobart, Tasmania in Australia. SBSC provides a friendly but competitive environment for its members. Formed on 1 March 1948, SBSC has grown to accommodate a wide range of dinghy classes including International Optimist, International Cadet, Lasers, 29ers, Waszps and Windsurfers fleets. SBSC caters for sailors of all levels of experience and skill, from beginners to advanced sailors.



SAILING PATHWAY

TACKERS (LEARN TO SAIL)

Tackers Intro, 1 & 2



GREEN FLEET

Introduction to racing
Midweek & Saturdays 9-12

FIND A CLASS (TYPE OF BOAT)

At SBSC we support Optimist, International Cadets, 29ers, Waszps & Windsurfers (foiling & non-foiling) as our main classes. These classes have regular training and racing.



CLUB RACING

Club racing at SBSC runs every Saturday between September - Dec & Feb - April each year at 1:30pm for all supported classes!

INTERCLUB, STATE, NATIONAL & INTERNATIONAL REGATTAS.

In addition to club racing, interclub multi-day events, State championships, national championships and International events (if qualified) are available for most classes. Talk to your class association for more information!



STEP 1 TACKERS INTRO, 1 & 2

Tackers Intro, 1 & 2 are our learn to sail courses. These courses are the foundation for all our junior sailing and are suitable for 8-12 year olds.

STEP 2 GREEN FLEET

Green Fleet is a unique program to Sandy Bay Sailing Club and is the main induction point for new sailors and their families. It is a structured environment where new sailors learn both the rhythms of life at the club as well as make friends, further develop their sailing skill, and get a taste of the sport side of sailing. SBSC is a sports focused club, providing training and development for sailors up through their young adult years... and it all starts with the learning and fun at Green Fleet! Find out more a see FAQs via our website.

To participate in Green Fleet you will need to hold a SailPASS (free membership for 6 sessions) or be a club member. This ensures you are covered under insurance.



CLASSES @ SBSC

STEP 3 - FIND A CLASS!

OPTIMIST (FOR UP TO 15 YEARS)

Getting Started in the Optimist Fleet is an exciting time as for many it is the starting point for a lifetime enjoyment of the sport of sailing. Sandy Bay Sailing Club caters for Optimist sailors of all levels, offering Green, Intermediate and Open programs. Find out more about getting started in the Optimist via the Ausopti website: <https://optimist.org.au/getting-started/>

INTERNATIONAL CADET DINGHY (UP TO 17 YEAR OLDS)

The Cadet is a junior class of boat which is sailed by two children in the age from 7 to 17 years. With its wide distribution in over more than 35 countries and 5 continents, the Cadet is a truly international racing dinghy. The boat provides a three sail experience where the helm and the crew must work together as a team to obtain the best results.



29ER

The 29er gives you exciting, fun sailing wherever you are across the globe! It's a one-design, double-handed, single-trapeze skiff with a self-tacking jib and asymmetric spinnaker which all adds up to give you one of the most exhilarating sailing experiences you can have. This boat is suitable for sailors over 12 right up to adults! Find out more about the class here:

<https://www.mackayboats.com/index.cfm/news/making-a-move-to-the-29er-heres-a-few-considerations/>

ILCA 4, 6 & 7

Originally known as the Laser, the ILCA dinghy is a single-handed racing dinghy. The biggest attraction of the ILCA dinghy is that it is protected by strict one-design class rules, which means that no changes are allowed to the boat unless they are specifically permitted in the rules, making it the sailor that wins the race – not the boat. The ILCA dinghy is a challenging boat that rewards athleticism, subtle steering, and trimming techniques, as well as tactical excellence. It is a single-handed Olympic-class boat for both men and women and is sailed at club, national, and international levels.

Find out more here: <https://www.laserinternational.org/about-the-laser/the-ilca-formula/>





FOILING CLASSES - WHAT IS FOILING?

Foiling is when a boat or board lifts above the water on specially fitted hydrofoils. Simply put, the foils bring the hull or board out of the water reducing drag and increasing efficiency and speed, especially in lighter conditions. Foiling is loads of fun!

WASZP - HYDROFOILING DINGHY (SEE IMAGE ABOVE)

The WASZP is established in over 40 countries with over 1,300 joining the WASZP "swarm". It is a perfect platform for male and female sailors to compete on a level playing field. Construction is extremely robust and the boats have a number key safety features (unstayed mast, relatively blunt foil tips, etc.). World class foiling has never been more accessible. The WASZP is the perfect platform to enjoy one-design foiling racing in a fun, friendly environment. Find out more: <https://www.waszp.asn.au/about/>

WINDSURFER & IQ FOIL BOARD (JUNIOR, YOUTH & OPEN)

Also known as boardsailing, windsurfing is a combination of surfing and sailing that is performed aboard a vessel called a sailboard. A windsurfer uses the sail on the sailboard to catch wind and gain speed. The IQ foil board is a windsurfer with foils attached! The iQFoil program has designed a streamlined pathway from Junior to Youth onto Olympic Gold.

The iQFoil 95 is the official 2024 Olympic Windsurfing Class, used by the Senior age group.



CLUB RACING

Club racing occurs every Saturday at 1pm in the sailing season. The sailing season runs between September - April each year. There is a break over the Christmas period due to national events and family time!

Club racing is the next step after Green Fleet, and is open to all supported classes and other classes on request. This is a super fun way to improve your skills, and also get out on the water!

For the back half of the fleet, we offer coaching support to help sailors make the step up from Green Fleet.

VOLUNTEERING ON RACE DAY

As a volunteer club, we rely on the support of our volunteers to run racing every weekend. We are so grateful for the work of these club members, and wouldn't be able to do what we do without them!

Volunteering is a part of being a member at our club, and there are many roles that need to be filled. Roles include the below:

- Mark boat / rescue boat
- Canteen
- Start boat/ finish boat
- shore patrol
- Race Officer
- Plus more!

Visit our website for more

information:<https://www.sandybaysailingclub.org.au/welcome/volunteer/>



MIDWEEK TRAINING

MIDWEEK TRAINING - TERM 1 & 4

SBSC offers mid-week training to members who have their own boat, and are looking for extra time on the water in both Term 1 and Term 4. Now successfully running for 9 years, this premium package gives sailors the chance to sail after school with other members of the class, whilst receiving high-level coaching.

Training runs for Optimists, International Cadets , 29ers and other classes on request. These sessions run from 4 - 6: 30 pm.

Find out more and register for midweek training via the QR code.



MEMBERSHIP

The Sandy Bay Sailing Club welcomes applications for membership from anyone interested in becoming part of our community.

Our off the beach, Junior sailing club membership offers a full program of sailing events, use of some outstanding sailing and clubhouse facilities, plus much more.

Prorata membership is available for all new members of the Club. Our membership year runs from September – September each year.

- Club racing & Training
- Access to RIBS to hire to support children on water outside of scheduled training.
- Access to Derwent Sailing Squadron, with their facilities offering a wonderful place to relax, enjoy a bistro-style meal or refreshment. As an SBSC member you are entitled to a 20% discount on food & beverage, and 10% off training courses (excluding private tuition & MAST courses)!
- A significant benefit made available automatically to members is the group Personal Accident Insurance coverage. All current financial members of Australian Sailing affiliated clubs enjoy automatic coverage under this program, which includes cover for out-of-pocket medical expenses plus a variety of set benefits from injuries incurred whilst sailing at an affiliated club or whilst on the premises of an affiliated club.

BOAT STORAGE

The Sandy Bay Sailing Club allows members to store their boats in our secure club facilities.

Storage options include undercover, compound, and in-shed storage. Annual boat storage is valid through September – September each year.

Optimist

Undercover, in-shed rack storage
Annual fee \$225

International Cadet, 29er, 420 & Pacer

Compound storage
Annual fee \$282

Laser

undercover, in-shed or compound storage
Annual fee \$282

Sharpie

Compound storage
Annual Fee \$337

Windsurfer

In-shed storage
Annual fee \$112

WASZP

Compound or in-shed storage
Annual Fee \$282

If you are interested in storing your boat at the club, please fill out the boat storage enquiry form via our website (scan the QR code below), and our shed storage officer will be in contact with you.

**If you buy/sell a boat you MUST notify
admin@sandybaysailingclub.org.au to ensure
we can keep our records up to date.**



VOLUNTEERING

Sandy Bay Sailing Club appreciates and values all volunteers with their contribution vital to the successful running of on and off water events held at the club each year.

Volunteering is a great way to keep yourself active and at the same time to enjoy the benefits of being a part of the great community at SBSC. Our volunteers range from the dedicated who volunteer on a regular basis, to those who volunteer once or twice a year. Every little bit helps. SBSC Volunteers are involved with both on-shore and on-water roles as a part of the many sailing and social activities, so there truly is something for everyone. Volunteers assist in conducting the Sailing Program of the club in many different ways, from the highly qualified and experienced Race Officers on the water, to the patrol boat and mark laying assistants.

The list below will provide some insight into the many and varied roles that volunteers assist with throughout year:

Race Officers

Shore Patrol

Committee Boat (Recorders, timekeepers, flag signals, sound/signals)

Patrol / Mark Boat Skippers and crew (Mark laying and on water competitor assistance)

Canteen

Change Room Cleaning

Refuelling

If you are available to help with any of the above or think you have a skill that SBSC could benefit from please let us know. More information can be found on our website.



On-Land Volunteering

Membership participation plays an integral part in running safe and fair racing for all SBSC sailors. It is also a fantastic opportunity to see your developing sailor(s) up close and in action! Not all positions require certifications and experience, and there are always spaces for fresh faces on board.

On-Land Volunteer Roles

Role	Certs Required?	Extra Training Required?	Comfort High - Dry & toilet access Med - Dryer Low - Wet!	Responsibilities
Canteen	No	No	High	Help to prep lunches/food, before racing, serve customers and help clean up at the end.
Bar/After sailing canteen	Yes (RSA)	No	High	Serve drinks including alcohol post racing downstairs, as well as snacks.
Change Room Cleanup	No	No	Med	Hose changerooms out post-race day, empty bins, clean toilets and sinks as required.
Shore Patrol	Yes (VHF)	Yes	High	Oversee all sailors leaving/returning to shore and communicate to on water vessels as required.

Canteen/Bar

- 1 canteen coordinator
- 2-3 assistants to help with prep

Role

- Help to prep lunches/food, before racing, serve customers and help clean up at the end.

Duties

- Preparing lunch menu items for the day (wraps, pies, chicken burgers, rolls etc...).
- Serving drinks/food
- Handling payment of food/drinks via cash & square

Time commitment

- Approximately 1000hrs to 1400hrs
- Arrive at SBSC 1000hrs to SBSC canteen.

Essential qualifications

- When volunteering at the bar must hold a Responsible Serving of Alcohol (RSA) qualification.

Desirable qualifications

- Working With Vulnerable People registration

Shore Patrol

- 1 experienced person

Role

- Under the RO's general direction, monitor assigned zone of the race course and communicate
- Liaise with on-shore parents to confirm the number of signed on sailors
- Communicate the number of on-shore boats per fleet with RO
- Communicate any retirees to shore and any sailors returning to race course from shore
- Notify any emergency services if events arise

Time commitment

- Approximately 1300hrs-1545hrs
- Not leave the box until all dinghies are safely ashore.

Essential qualifications

- Marine Radio Operator Certificate of Proficiency SBSC in-house training for safety and rescue

Desirable qualifications

- First Aid Certificate and CPR
- Working With Vulnerable People registration

Changeroom Cleaning

Role

- Clean out changerooms so they are ready for the following week for training/racing.

Duties

- Hose out changeroom and sweep water/sand out if required.
- Empty bins and replace them with new bin bags.
- Clean toilets and sinks are required.
- Check and replace paper towels if required.
- Place all lost property in the lost property bins.

Time commitment

- 1600hrs - 1630hrs (approx. depending on when sailors finish up).

Essential qualifications

- None.

Desirable qualifications

- First Aid Certificate and CPR
- Working With Vulnerable People registration

On-Water Volunteering

Membership participation plays an integral part in running safe and fair racing for all SBSC sailors. It is also a fantastic opportunity to see your developing sailor(s) up close and in action!

Not all positions require certifications and experience, and there are always spaces for fresh faces on board.

On-Water Volunteer Roles

Boat	Position	Certs Required?	Extra Training Required?	Comfort High - Dry & can pee Med - Dryer Low - Wet!	Responsibilities
Start Boat	Race Officer	Yes	Yes	High	Overall Safety and running of Races. Timing, hoisting flags, centre of communications
	Asst RO	No	On the Job		
	Volunteer	No	No		
Finish Boat	Skipper	Yes	Yes	High	Setting the finish line, recording finishes and times, communicating with Start Boat
	Scribe	No	On the Job		
	Volunteer	No	No		
Mark Boat	Skipper	Yes	No	Med, & physical	Setting the marks of the course, communicating with Start Boat, operate as Safety as nec
	Mark Layer	No	Yes		
	Volunteer	No	No		
Safety (Rescue) Boat	Skipper	Yes	Yes	Low, & physical as required	Monitoring designated zone of the course & responding to events as required (e.g. standing by a capsized boat), communicating with Start Boat
	Volunteer	No	No		

Mark Boat

- 1 licensed and experienced person on board
- 1 capable person (able to physically manage lines & weights)
- Room for up to 2 novice volunteers (including non-sailing siblings)

Role

Under the Race Officer's (RO) guidance, set marks according to the SBSC Sailing Instructions course descriptions

Lead by example in best safety practice with proper sun protection, life jackets, use of kill chords (skipper), and responsible driving

Duties

- Load marks, mark lines, mark line weights, safety barrels into Mark Boat
- Lay marks with RO's guidance
- Assist in rescues as required
- Assist in towing dinghies as required
- Take wind readings, mark rounding times & confirmations or other information as requested by the RO

Time commitment

- Approximately 1130hrs to 1600hrs
- Arrive at SBSC 1130hrs to load equipment and drive to Derwent Sailing Squadron (DSS)
- Be on-water at 1230hrs, 60 minutes before the first race of the day at 1330hrs to complete a radio check and lay the course
- The RO will direct you to pull marks and other hardware during racing, and when competitors have finished racing
- The RO will release you from duty at the end of racing, approx 1530hrs
- Return boat to DSS and unload equipment
- Return mark equipment to SBSC

Essential qualifications

- The skipper must have a current Motor Boat Licence
- At least one person on board, should hold a Marine Radio Operator Certificate of Proficiency
- SBSC in-house training for the race course, assigned zones and protocols

Desirable qualifications

- SBSC recommends attending the Australian Sailing mark laying course or completing its online mark laying course
- SBSC recommends having a Marine Radio Operator Certificate of Proficiency First Aid Certificate and CPR
- Working With Vulnerable People registration

Safety (Rescue) Boat

- 1 licensed and experienced person on board
- 1 capable person (some upper body strength and willingness to get wet required)
- NO room for extra persons or non-sailing siblings

Role

Under the RO's general direction, monitor assigned zone of the race course
First responder to capsize and first aid events in that zone
Lead by example in best safety practice with proper sun protection, life jackets, use of kill chords (skipper), and responsible driving

Duties

- Check and load Safety barrel into Safety boat
- Launch safety boat
- At least one crew member should be prepared to enter the water to rescue
- Attend and visually monitor any capsized boats while on water
- Attend to First Aid incidents while on water
- At the end of racing:
 - return boat to trailer and pull out of water
 - unload and store safety barrels
 - wash down rib (inside and out), flush engine
 - store the boat

Time commitment

Approximately 1215hrs-1545hrs
Be prepared to launch at 1245hrs, 45 minutes before the first race of the day at 1330hrs to complete a radio check and escort competitors to the race course
Not leave the course until all dinghies are safely ashore or otherwise permitted by RO

Essential qualifications

Skipper must hold a current Motor Boat Licence
At least one should hold a Marine Radio Operator Certificate of Proficiency
SBSC in-house training for safety and rescue

Desirable qualifications

- SBSC and Australian Sailing recommend supplemental Power Boat Handling and
- Safety Boat Operator accreditation
- First Aid Certificate and CPR
- Working With Vulnerable People registration

Start Boat - Race Officer

Role

Responsible for fair and safe racing

The Alpha Course RO is in charge of safety (as set out in the SBSC Safety Plan) in liaison with Shore Patrol

Duties

- In conjunction with Sailing Management Committee Rep and SBSC Shore Patrol, determines if conditions are safe for racing
- If conditions are not safe for racing, cancels, postpones, or abandons racing
Alpha Course RO makes the decision for both courses
- Conducts a sailing and/or safety briefing before each event
- In accordance with the SBSC Sailing Instructions, chooses the course location and sets the course for the day
- Responsible for racing as set out in the Sailing Instructions
- Monitors the race course for capsizes and potential safety risks such as abrupt changes in conditions or other boating traffic
- Manages/supervises the tasks of Assistant Race Officers and volunteers on the Start and Finish Boat
- Monitors the safety of all competitors and on-water volunteers before, during and after racing

Time commitment

Approximately 1130hrs to 1600hrs

Arrive at Derwent Sailing Squadron (DSS) to prepare Start Boat

Be on-water near intended racing area at 1200hrs, 90 minutes before the first race of the day at 1330hrs to assess conditions, plan the Race Course and any necessary modifications based on conditions and set course with Mark and Finish Boat

RO is the last to leave the course area at the end of racing

Essential qualifications

- Minimum Australian Sailing Club Race Officer certification
- Marine Radio Operator Certificate of Proficiency
- A current Motor Boat Licence (if and only if there is no other proficient skipper on board)

Desirable qualifications

- First Aid Certificate and CPR
- Working With Vulnerable People registration

Start Boat - Other Roles

- 1 person with prior start boat experience
- Up to 3 persons with no prior experience (1 non-sailing sibling is welcome, minimum age of 10)

Role

- Responsible for assisting the RO to conduct fair and safe racing

Duties

On the Start Boat:

- Timekeeper- keeps the time for starting races including timing race signals – visual/flags and sound signals.
- Scribe– records competitor sign-ons and other details for the RO eg observations during a race start such as OCS (a boat that starts early)
- Visual/flags signaller– displays visual signals/flags at the appropriate time
- Sounds signaller– makes sound signals to accompany visual signals/flags at the appropriate time.
- The above duties can be combined
- Assists in monitoring the race course for capsizes and potential safety risks such as abrupt changes in conditions or other boating traffic

On the Finish Boat:

- Line caller– usually an RO who calls sail or bow numbers of boats for the scribe(s) as they cross the finish line
- Timekeeper- keeps the time for finishing races, times between Alpha & Omega of each fleet, and different fleets finishing
- Scribe– records start times of races and placing and finish details of each boat as they cross the finish line
- Boat driving, Visual/flags and sound signal duties as above
- The above duties can be combined
- Assists in monitoring the race course for capsizes and potential safety risks such as abrupt changes in conditions or other boating traffic

Time commitment

Approximately 1130hrs to 1600hrs

Arrive at Derwent Sailing Squadron (DSS) to prepare Start Boat

Be on-water near intended racing area at 1200hrs, 90 minutes before the first race of the day at 1330hrs to assess conditions, plan the Race Course and any necessary modifications based on conditions and set course with Mark and Finish Boat
RO is the last to leave the course area at the end of racing

Essential qualifications

If designated skipper, must have a current Motor Boat Licence

Desirable qualifications

- Australian Sailing Club Race Officer certification
- A Marine Radio Operator Certificate of Proficiency
First Aid Certificate and CPR
- Working With Vulnerable People registration

COMMITTEE MEMBERS

At SBSC we have three groups of people who help out club function! These are the people who you can talk to if you are unsure of something, or need a hand!

General Committee



Jory Linscott - Commodore



Simon Hooper - Vice Commodore



Jenny Potter - Rear Commodore



Matt Clougher - Treasurer




Andrew Black - GC



Rob Gough - GC




Verity Shugg - GC



Anna Nicholas - GC




Simon Willcox - GC



Stu Hamilton - GC



Nicole Davey - GC



Sharon Archer - GC

Sailing Management Committee



Frazer Read - Chair




Simon Willcox - Cadets



Will Allison - WASZP



Richard Steedman - Opti



Jason Wilkie - 29er


COACHING TEAM

At SBSC we have an awesome coaching team who are skilled and qualified in a wide variety of courses and classes of boats! Please note not all coaches are captured below :)



10 BASIC RACING RULES FOR BEGINNERS

1. Port keeps clear of starboard.
2. Windward keeps clear of leeward
3. The boat astern keeps clear of the boat ahead.
4. A boat Tacking, or Gybing keeps clear of one that is not.
5. Avoid collisions. Racing Rules are defensive to prevent collisions not offensive racing tactics.
6. If you gain right of way or change course, give the other boat time to keep clear.
7. The inside boat (s) at three hull lengths from the mark is entitled to room to round the mark.
8. A boat that is backing up or not racing keeps clear.
9. If you have violated a rule, take a penalty
10. It is better to give way than to spend hours in a protest room.



ESSENTIAL GEAR & WHAT TO BRING

FOR TACKERS & GREEN FLEET COURSES

- Healthy snacks and lunch (minimal plastic appreciated)
- Water in a named reusable water bottle
- Sun-Smart Gear: long sleeves, hat, sunnies, sun-cream (we will also provide some)
- Get-Wet Gear: bathers, rashies, wetsuit (if you don't have one there are a few club ones), water shoes (any closed toes shoes that can go in the water eg. Wetsuit boots, old sandshoes)
- TOWEL
- All-Weather Gear for the colder days: non-cotton jumper, beanie, spray top/rain jacket, change of warm and dry clothes
- PLASTIC BAG to carry home the wet gear!

GEAR FOR ONCE YOU PROGRESS

- Sailing Gloves
- Polarised Sunglasses
- Wetsuit
- Lifejacket
- Thermals

WHERE TO BUY SAILING GEAR

Here are a few places to buy sailing gear online or in stores:

- Peter Johnston Ship Chandlers
- Zhik
- Whitworths
- Monkeyfist.com
- Gill
- Musto

We also have a second hand gear market on Facebook:

<https://www.facebook.com/groups/171145071315454/>



CLUB COMMUNICATIONS


TEAM APP


Team App is SBSC's main communication platform, used to broadcast member information all in one place! It is essential that all members download the app, to ensure they don't miss out on important information.

TEAM APP

SBSC Notices,
Calendars, In-season
weekly news & much
more!

1. Download on IOS or Android
2. Search 'Sandy Bay Sailing Club'
3. Select your Class
4. Thats it!




Sandy Bay Sailing Club
Sailing • Sandy Bay, Tasmania

HomeNewsCalendarSocial MediaDocumentsSp


Welcome to Sandy Bay Sailing Club!

Latest News




Are you interested in joining the SBSC Junior Committee for 2...

Are you interested in joining the SBSC Juni or Committee for 2022-23? Th...




Reminder: WIN' 23RD 1pm - 2:30

Help us give the y after some exc



JOIN NOW



CLUB CALENDAR

Scan the QR to view the SBSC Club Calendar. You can download the 'TeamUP' App on IOS and Adroid to save directly to you device!

24

KEY CONTACTS/ SOCIAL MEDIA

WE UNDERSTAND NAVIGATING SAILING CAN SOMETIMES BE TRICKY, THATS WHY WE ARE HERE TO HELP!

CONTACT THE EMAILS BELOW FOR ANY ENQUIRES YOU MAY HAVE :)

Amy Potter - Administration Assistant: admin@sandybaysailingclub.org.au

Abbalena Whalan - Accounts: accounts@sandybaysailingclub.org.au

Follow us on social media to stay up to date with all things SBSC!


New Family ‘buddies’:

The below members are happy to answer any questions you may have as you navigate our club. Please give them a call if you have any issues at all :)

Sharon PH: 0403 009 985

Jory PH: 0456 162 545

Jenny PH: 0438 278 684



SANDYBAYSAILINGCLUBTAS



Check out our club website for all information regarding training and racing!

<https://www.sandybaysailingclub.org.au/>

JUNIOR PROGRAMS - WHAT A TRAINING DAY LOOKS LIKE!

Arrive Time

Saturday Junior Training sessions commences at 9am so you need to arrive around 15min prior, to allow time for the children to register and be changed and ready to go.

Sign on & Sign off

Please ensure your child checks in at the Sign In desk when you arrive. Your child is also required to sign off when they are off the water. Your child's safety is important to us so please ensure that you adhere to this simple requirement.

Setting up your boat

All kids are required to set up their boat on arrival. Club boats will be allocated to children on the day if you do not own your own boat. Children will need parent help with boat set up if new to sailing. There are plenty of other parents on the lawn so please ask if you are lost or unsure what to do. It is not the responsibility of the instructors to prepare your child's boat. In Tackers 1 and 2, the boats are often shared so all children and parents in the groups help the instructor's setup the boats.

Briefing

When boats are set up the Instructor will bring the kids together for a briefing before heading out on the water. As a parent you are welcome to listen to the briefing to hear what it is the kids are learning.

Briefing times and content can vary depending on the group. In Tackers they are generally a longer, more structured lesson.

On the Water

Following the briefing it is time to take the boats to the water. Kids are encouraged to pull their own boat down to the water, but parent help is always welcomed. Once on the water parents can stay on the beach or wait at the club house, ready to return to the beach when it is time to bring the boats back. The Club has coffee, tea and other refreshments available at the canteen. Kids are supervised by instructors on the water and on the beach.

Packing up the Boats

Once off the water boats need to be hosed down on the ramp and excess water sponged out. Again, if you are unsure what to do, look around or ask another parent to help you out. Sails need to be disconnected, hosed down and put away. Again, it is not the responsibility of the Instructor to put your child's boat away – even if it is a club boat.

Signing Off

Before heading to the canteen for some lunch after a morning on the water, please ensure your child has signed off with an Instructor.

SAILING GLOSSARY

RRTG - rigged and ready to go! When we say e.g '9am RRTG' this is when kids must be ready to start the session.

Bow - The front of the ship is called the bow. Knowing the location of the bow is important for defining two of the other most common sailing terms: port (left of the bow) and starboard (right of the bow).

Port - Port is always the left-hand side of the boat when you are facing the bow. Because "right" and "left" can become confusing sailing terms when used out in the open waters, port is used to define the left-hand side of the boat as it relates to the bow, or front.

Starboard - Starboard is always the right-hand side of the boat when you are facing the bow. Because "right" and "left" can become confusing sailing terms when used out in the open waters, starboard is used to define the right-hand side of the boat as it relates to the bow, or front.

Leeward - Also known as lee, leeward is the direction opposite to the way the wind is currently blowing (windward).

Windward - The direction in which the wind is currently blowing. Windward is the opposite of leeward (the opposite direction of the wind). Sailboats tend to move with the wind, making the windward direction an important sailing term to know.

Boom - The boom is the horizontal pole which extends from the bottom of the mast. Adjusting the boom towards the direction of the wind is how the sailboat can harness wind power in order to move forward or back-wards.

Rudder - Located beneath the boat, the rudder is a flat piece of wood, fiberglass, or metal that is used to steer the ship. Larger sailboats control the rudder via a wheel, while smaller sailboats will have a steering mechanism directly aft.

Tacking - The opposite of jibing, this basic sailing manoeuvre refers to turning the bow of the boat through the wind so that the wind changes from one side of the boat to the other side. The boom of a boat will always shift from one side to the other when performing a tack or a jibe.

Gybing - The opposite of tacking, this basic sailing manoeuvre refers to turning the stern of the boat through the wind so that the wind changes from one side of the boat to the other side. The boom of a boat will always shift from one side to the other when performing a tack or a jibe

WE CAN'T WAIT TO SEE YOU

Sailing is a sport for everyone and SBSC extends a warm welcome to new sailors and families as you embark on this journey with us. Within this handbook you will find a wealth of information, resources, and guidance to navigate the early stages of your sailing pathway.

Sailing is a lifelong sport, and we hope you learn to love this sport by setting sail with us! Within our community you will forge lifelong bonds, create memories and learn skills that last a lifetime.

